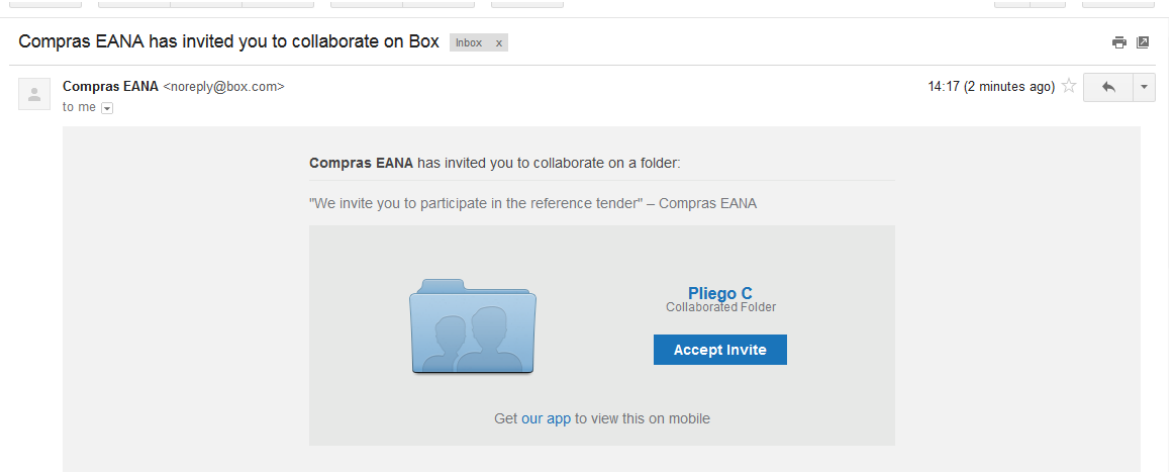


Data Room Instructions

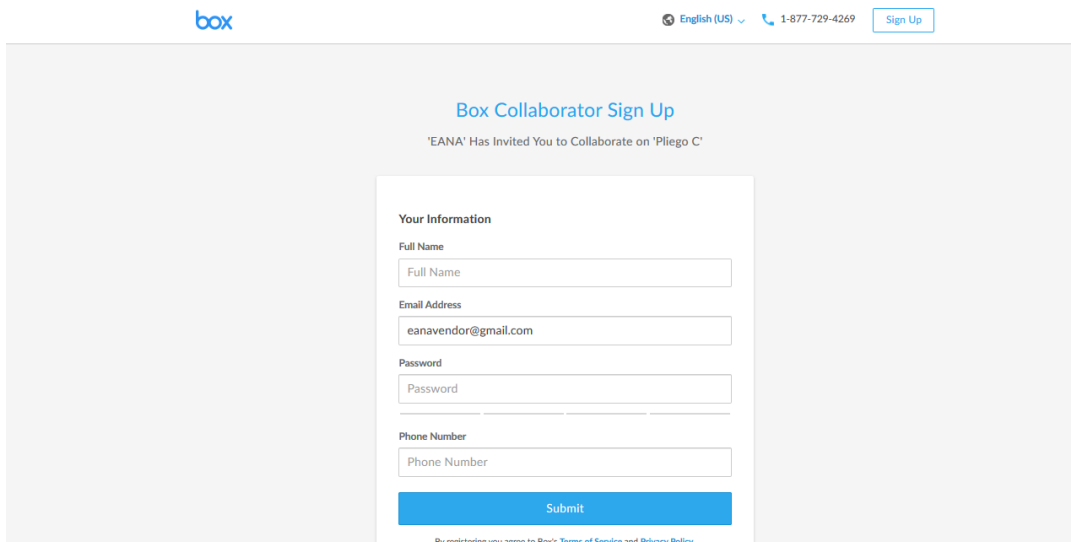
1) DATA ROOM INSCRIPTION

You will receive an invitation in your email box and you must select “Accept invite”



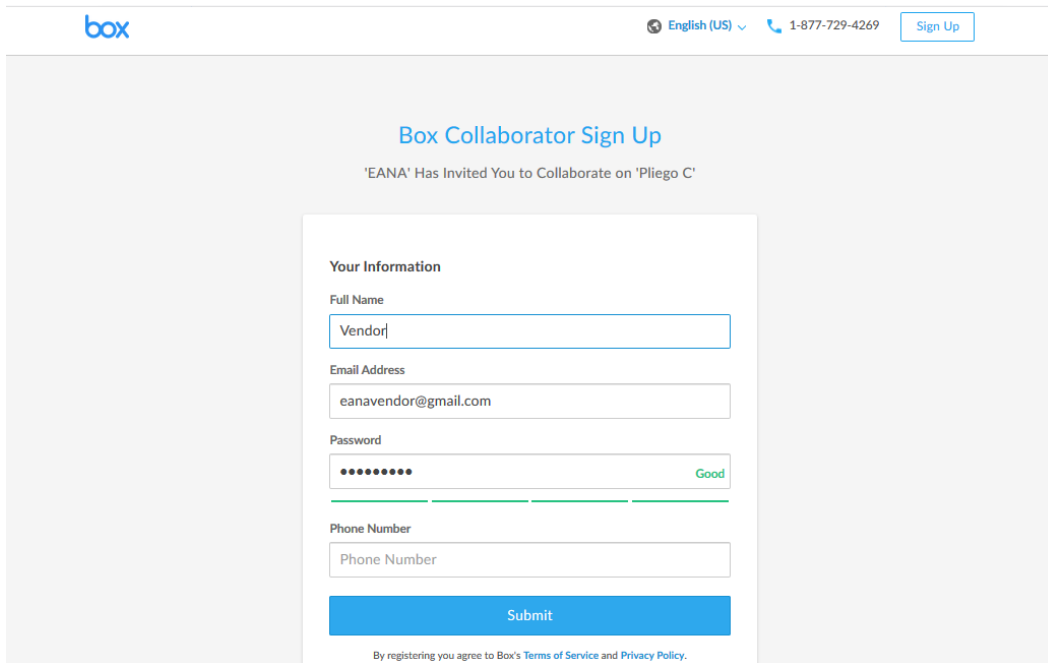
You will be directed to the following registration page:

In case you already be an existing Box user, the next registration step is not necessary and you can go to straight to the point #2



The screenshot shows the "Box Collaborator Sign Up" page. At the top, there is a "box" logo, a language selector set to "English (US)", a phone number "1-877-729-4269", and a "Sign Up" button. The main heading is "Box Collaborator Sign Up" with a sub-heading "'EANA' Has Invited You to Collaborate on 'Pliego C'". Below this is a form titled "Your Information" with the following fields: "Full Name" (with a text input field), "Email Address" (with the value "eanavendor@gmail.com"), "Password" (with a text input field), and "Phone Number" (with a text input field). A blue "Submit" button is at the bottom of the form. At the very bottom, there is a small text line: "By registering you agree to Box's Terms of Service and Privacy Policy."

Where you must complete with your name and password:




The screenshot shows the 'Box Collaborator Sign Up' page. At the top left is the 'box' logo. At the top right, there are links for 'English (US)' and '1-877-729-4269', and a 'Sign Up' button. The main heading is 'Box Collaborator Sign Up' with a sub-message: ''EANA' Has Invited You to Collaborate on 'Pliego C''. The form is titled 'Your Information' and contains the following fields: 'Full Name' with the value 'Vendor|', 'Email Address' with 'eanavendor@gmail.com', 'Password' with a masked input and a 'Good' status indicator, and 'Phone Number' with a placeholder 'Phone Number'. A blue 'Submit' button is at the bottom of the form. Below the form, a small text line reads: 'By registering you agree to Box's Terms of Service and Privacy Policy.'

Next, you must select "for work" and then "next":

Welcome to Box, Vendor!

Let's personalize your experience.
What do you mostly plan to use Box for?



Two selection cards are shown. The first card, 'FOR PERSONAL USE', features an icon of a bicycle on a laptop screen. The second card, 'FOR WORK', features an icon of a modern office building.

Next

Skip this and go straight to Box

Then select "Skip this and go straight to Box":

Collaborate with Others!

Box is built to help you work more efficiently with your team. Get your team up and running by inviting who you work with the most.



Email Address

Email Address

Email Address

[Add another](#)

[Invite & Get Started](#)

[Skip this and go straight to Box](#)

You can close the window that appears below:

You have accepted collaboration invites on folders. [View Messages](#) ×

Your Time is Valuable. Spend It On The Work That Matters

Be more productive with Box: send fewer emails, track who sees what, and get more work done.

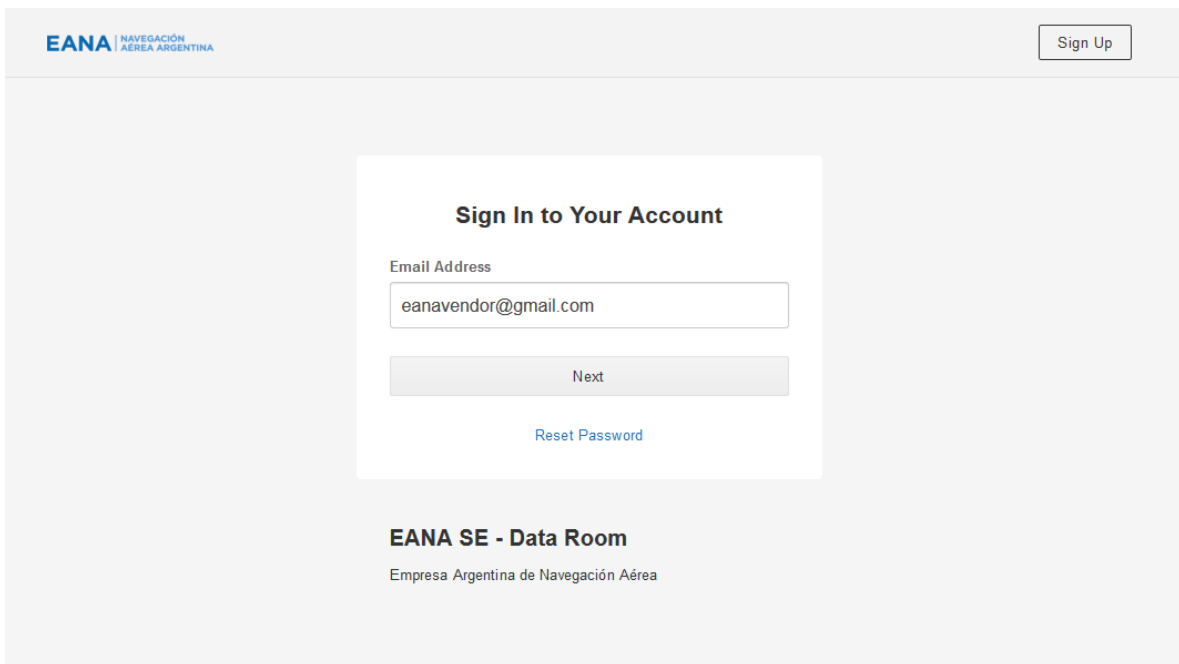
[Next](#)

2) DATA ROOM ENTRY

Each time you wish to re-enter the Data Room you can go to:

<https://eana.app.box.com>

Here you must enter the email and password that you used to register yourself before.



EANA | NAVEGACIÓN
AÉREA ARGENTINA

Sign Up

Sign In to Your Account

Email Address

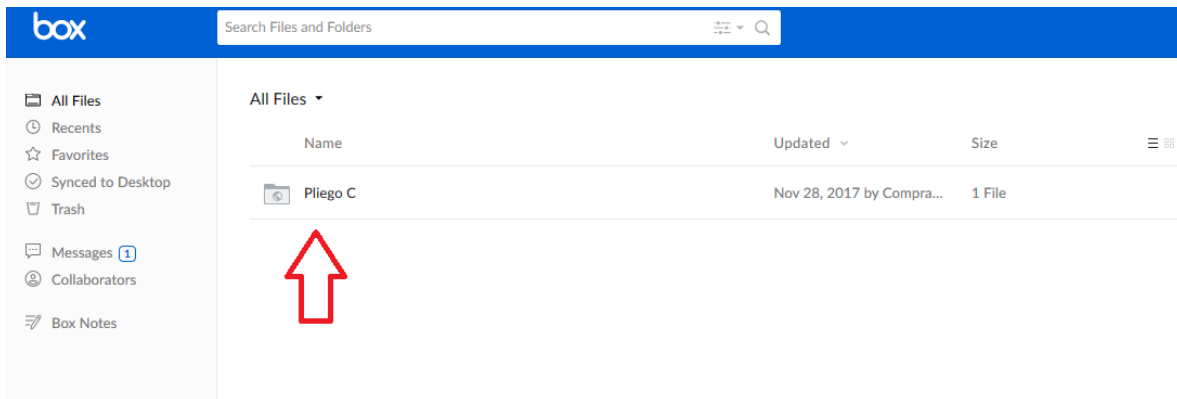
Next

[Reset Password](#)

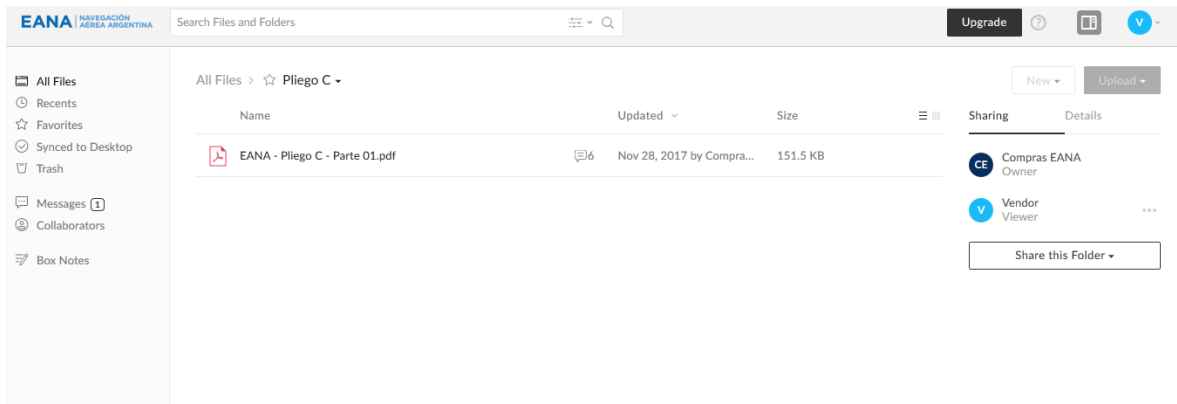
EANA SE - Data Room
Empresa Argentina de Navegación Aérea

3) USE OF DATA ROOM

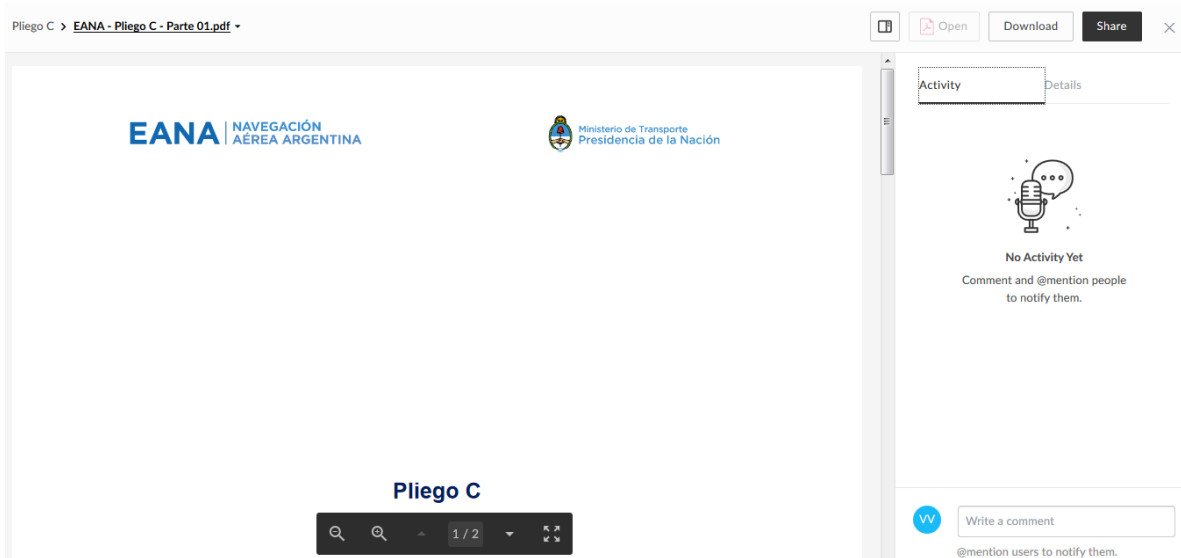
You will visualize the folder with the documentation shared with you:



When you enter into the folder you will see the files with the available documentation:



If you select a file, you can view it directly online:



You can download it by selecting "download":

